

All approved recyclables can now be placed together in your **recycle cart**. Accepted materials are listed below. Other materials for recycling will be added in the future as the necessary processing equipment is put into place. The recycle cart will be picked up every 2nd week, a timeframe that will allow the capacity of the cart to be utilized most efficiently.

Please take a few moments to familiarize yourself with our collection program. It is an easy and convenient way to demonstrate your commitment to recycling and protecting our environment.

PAPER AND CARDBOARD

- Flattened corrugated cardboard and paperboard (empty cereal boxes, empty detergent boxes, empty tissue boxes)
- Newspaper, flyers, inserts, junk mail, and envelopes
- Magazines, catalogues, telephone books, paperback books, hardcover books with covers and spine removed
- Brown paper bags, tissue roll cores, gift and packing paper, paper egg cartons
- Copier paper, NCR (no carbon required) paper

ALUMINIUM & TIN

- Soft drink and beer cans
- Foil trays and pie plates
- Household tin cans (please rinse)

PLASTIC

- Containers with logo 1-7
- Plastic bags, plastic drink bottles and plastic wrap


ASEPTIC PACKAGING & CARTONS

- Juice and milk cartons, milk jugs, tetra-pak containers, pouches


Sorry, we **DO NOT ACCEPT** the following;

- Glass
- Household garbage, organics, or hazardous waste
- Waxed, plasticized or food contaminated paper, cardboard
- Soiled tissues, napkins and paper towels space it
- Confetti shredded paper
- Food product styrofoam or foam packing material
- Auto Parts or batteries

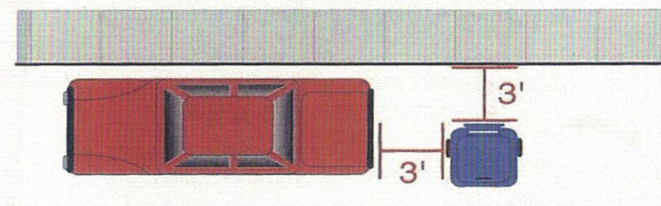
Ideal Location #1



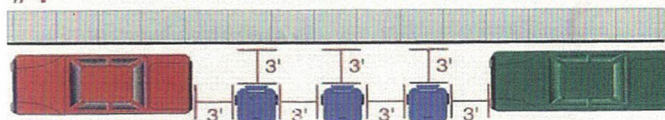
Snow Bank #2



Close to a Parked Car #3



Between Two Parked Cars #4



Park it

- Park the cart for pickup by 7:00 a.m. on day of collection.
- When there is a snow bank built up along the curb, make sure the container is out further than the snow as illustrated in drawing #2.

Point it

- Point lid arrows towards the street.
- Close lid

Space it

- Ensure cart is 1 metre (3 feet) clear of all obstacles and not blocking traffic as illustrated in drawings #3 and #4.

Use your **recycle cart** for the storage and collection of approved recyclables only.

1. Do not bag or tie your recyclables
2. Do not pack material too tightly.
3. Wheel out your cart with its lid closed. You must be able to close the lid without packing the cart too tightly, otherwise the emptying of the cart will be more difficult.
4. Place the cart roadside by 7:00 a.m. on collection day.
5. Your recycling collection day won't change, but the collection time might, so please be sure to have your cart out by 7:00 a.m. on your collection day.
6. Return the emptied cart to your property before the end of the day.
7. Do not remove the cart from its assigned address.
8. Inform Triways Disposal of any damage, vandalism or theft of the cart. It is important to note the serial number stamped on the cart placed at your residence.
9. **PLEASE—NO GARBAGE**

Only place items that are designated as approved recyclables within the **recycle cart**. Carts will be monitored and unacceptable items will be left curbside, or your cart will be rejected for collection.

Thank you for your cooperation and commitment to recycling.

